

Image shown above 87.11 with square canopy with pendant anchor kit

± 115 - 240mm

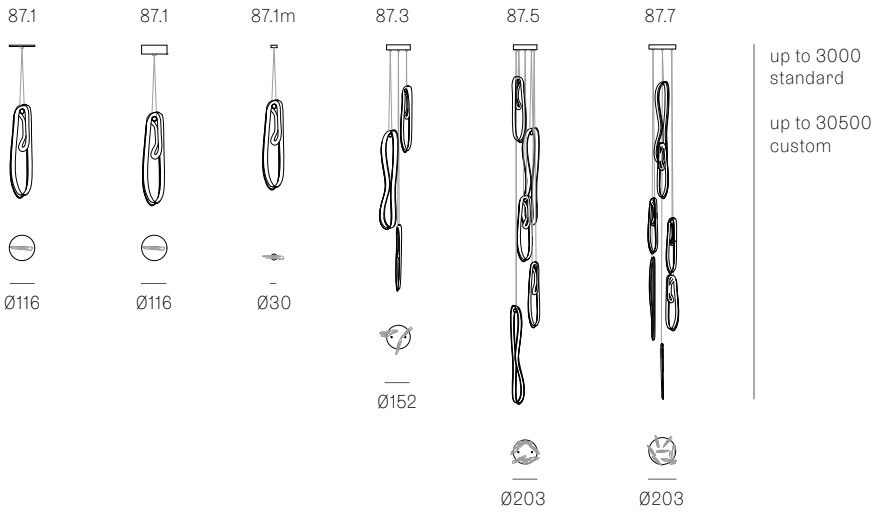
<b>Series</b>	87
<b>Mounting</b>	Ceiling mounted
<b>Glass Colour</b>	Clear
<b>Lamp</b>	1W LED, 2700K, 100lm (2500K and 3000K options available) 10W Xenon, 2600K, 81lm
<b>Coaxial Length</b>	3000mm standard / up to 30500mm maximum Adjustable length: 87.1 - 87.7 Non-adjustable Length: 87.11 - 87.36
<b>Anchor Finishes</b>	White, black, brass, brushed nickel
<b>Canopy Finishes</b>	87.1 - 87.7: white, black or brushed nickel canopy 87.11 - 87.36: white canopy
<b>Materials</b>	Blown glass, copper mesh, braided metal coaxial cable, electrical components, steel canopy
<b>Power Supply</b>	Integral Remote mounted for 87.1m  Bocci recommends remote mounting power supplies for ease of long-term maintenance.
<b>Environment</b>	Indoor, dry location. IP30
<b>Note</b>	Every single Bocci product is handmade. Each one is variously blown, poured, carved, polished, packed and dispatched directly by us. As such, no two products are identical; they are individual, irregular expressions of our research.
<b>Patent #</b>	US Patent pending EU 03611144 - 0005-0009
<b>Certifications</b>	



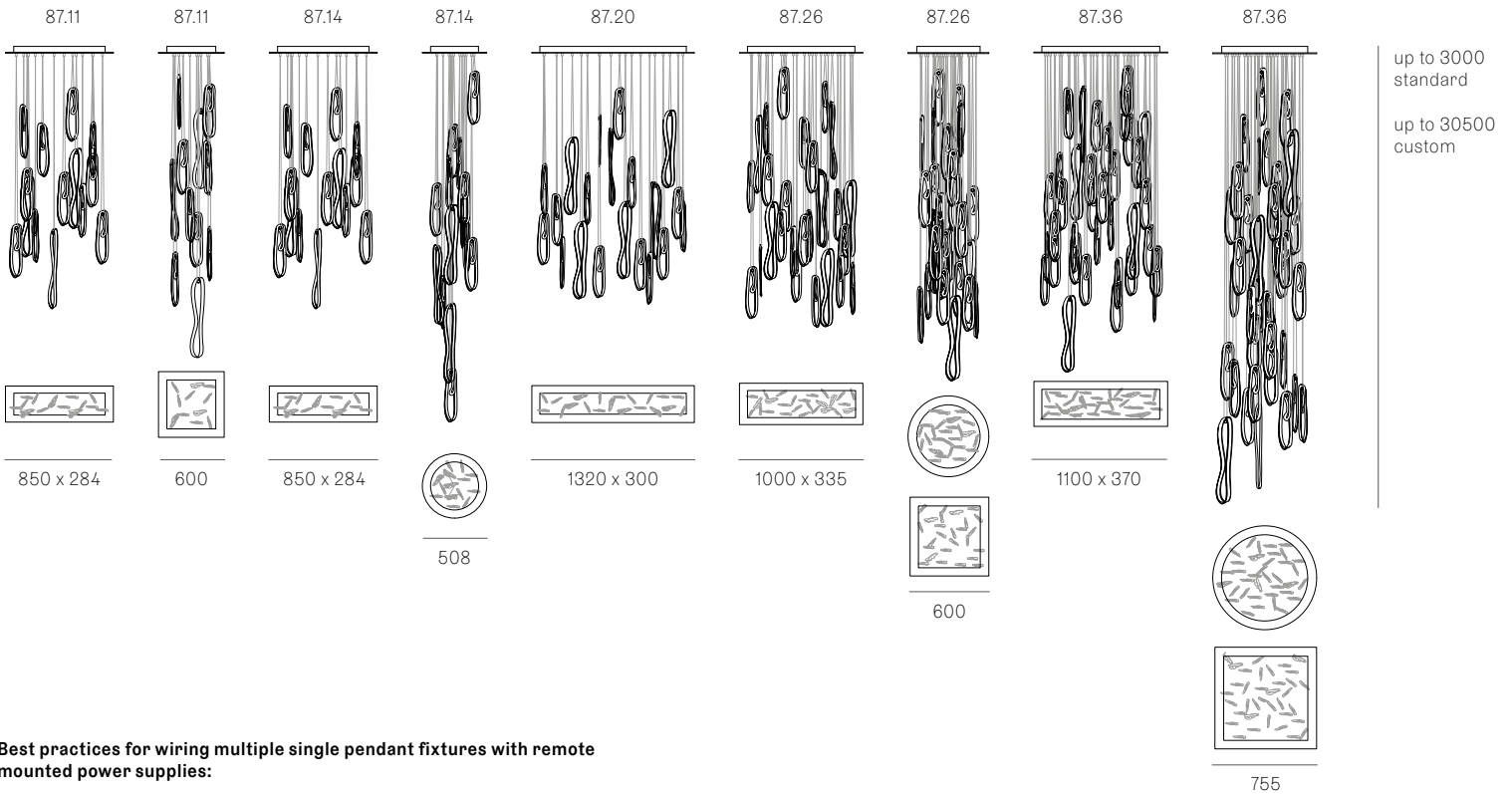
**Weight (kg)**

○		□	
Round		Square	
<b>87.1</b>	1.4	<b>87.11</b>	25.5
<b>87.3</b>	4.1	<b>87.26</b>	50.5
<b>87.5</b>	6.8	<b>87.36</b>	68.6
<b>87.7</b>	9.5		
<b>87.14</b>	30.5		
<b>87.26</b>	48.2		
<b>87.36</b>	64.1		
		▭	
		Rectangle	
		<b>87.11</b>	25.5
		<b>87.14</b>	30.9
		<b>87.20</b>	40.9
		<b>87.26</b>	45.9
		<b>87.36</b>	64.5

ADJUSTABLE LENGTH



NON-ADJUSTABLE LENGTH

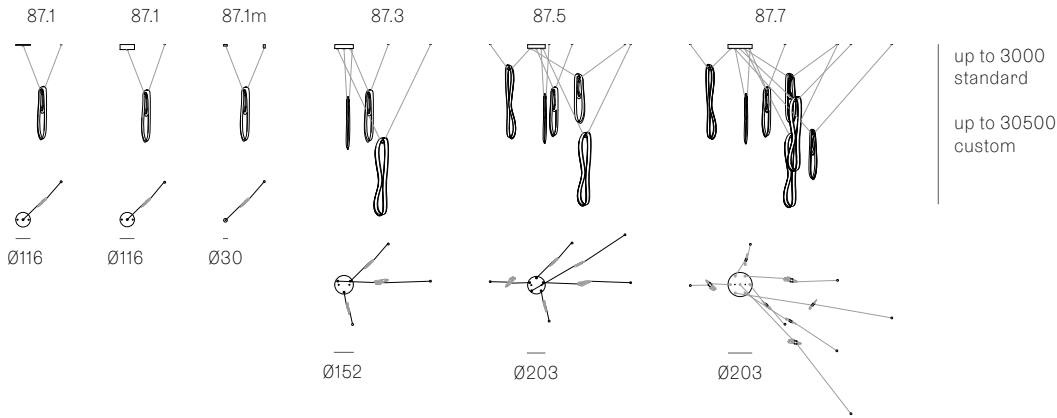


Best practices for wiring multiple single pendant fixtures with remote mounted power supplies:

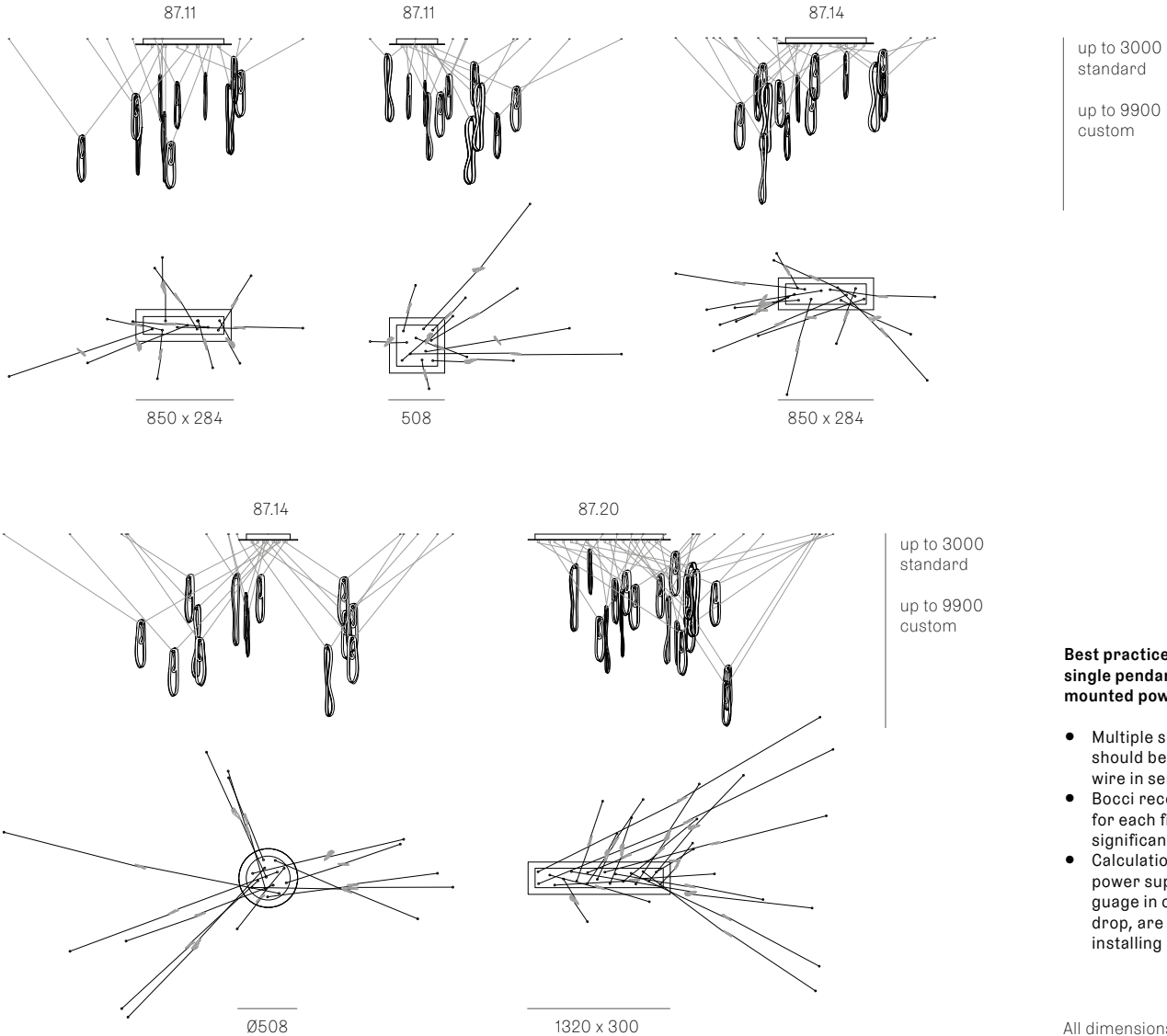
- Multiple single pendant fixtures should be wired in parallel. DO NOT wire in series.
- Bocci recommends a home run line for each fixture location to avoid significant voltage drop.
- Calculations for distance to the power supply, or required wire gauge in order to avoid voltage drop, are the responsibility of the installing party.

All dimensions are in millimeters (mm) unless otherwise specified.

ADJUSTABLE LENGTH



NON-ADJUSTABLE LENGTH

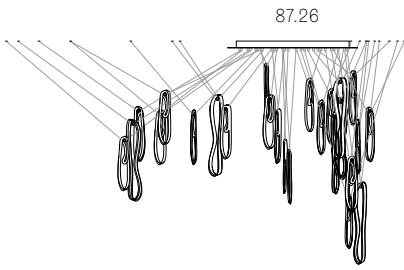


**Best practices for wiring multiple single pendant fixtures with remote mounted power supplies:**

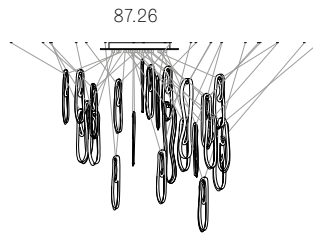
- Multiple single pendant fixtures should be wired in parallel. DO NOT wire in series.
- Bocci recommends a home run line for each fixture location to avoid significant voltage drop.
- Calculations for distance to the power supply, or required wire gauge in order to avoid voltage drop, are the responsibility of the installing party.

All dimensions are in millimeters (mm) unless otherwise specified.

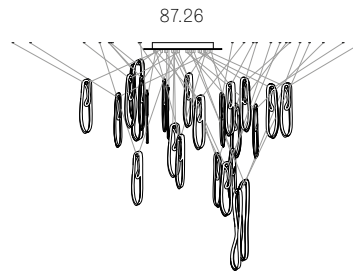
NON-ADJUSTABLE LENGTH



87.26



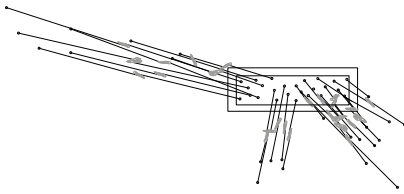
87.26



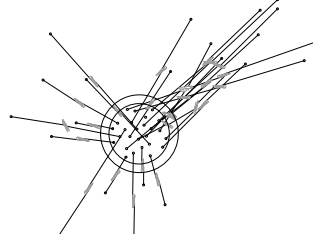
87.26

up to 3000  
standard

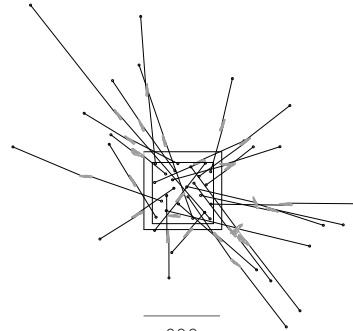
up to 30500  
custom



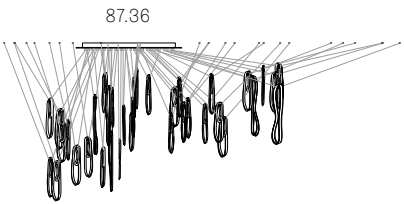
1000 x 335



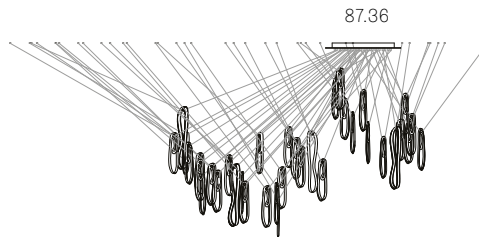
Ø600




600



87.36



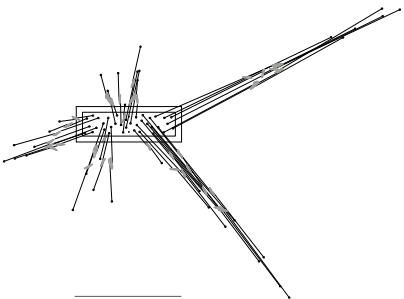
87.36



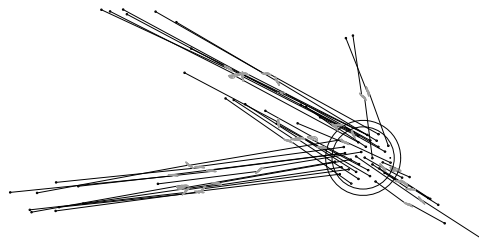
87.36

up to 3000  
standard

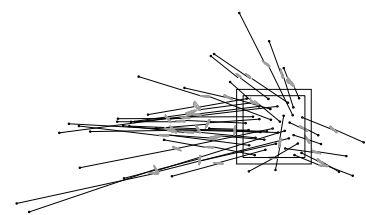
up to 9900  
custom



1100 x 370



Ø755



755

All dimensions are in millimeters (mm)  
unless otherwise specified.